

# Listening to the Region

**Citizen Survey Results**

**Year-To-Date**

**June 26 - July 18, 2008**

# **Greg Lipscomb**

**HNTB**

**Charlotte**

# Listening to the Region

**Citizen Survey Results**

**Year-To-Date**

**June 26 - July 18, 2008**

## **Methodology**

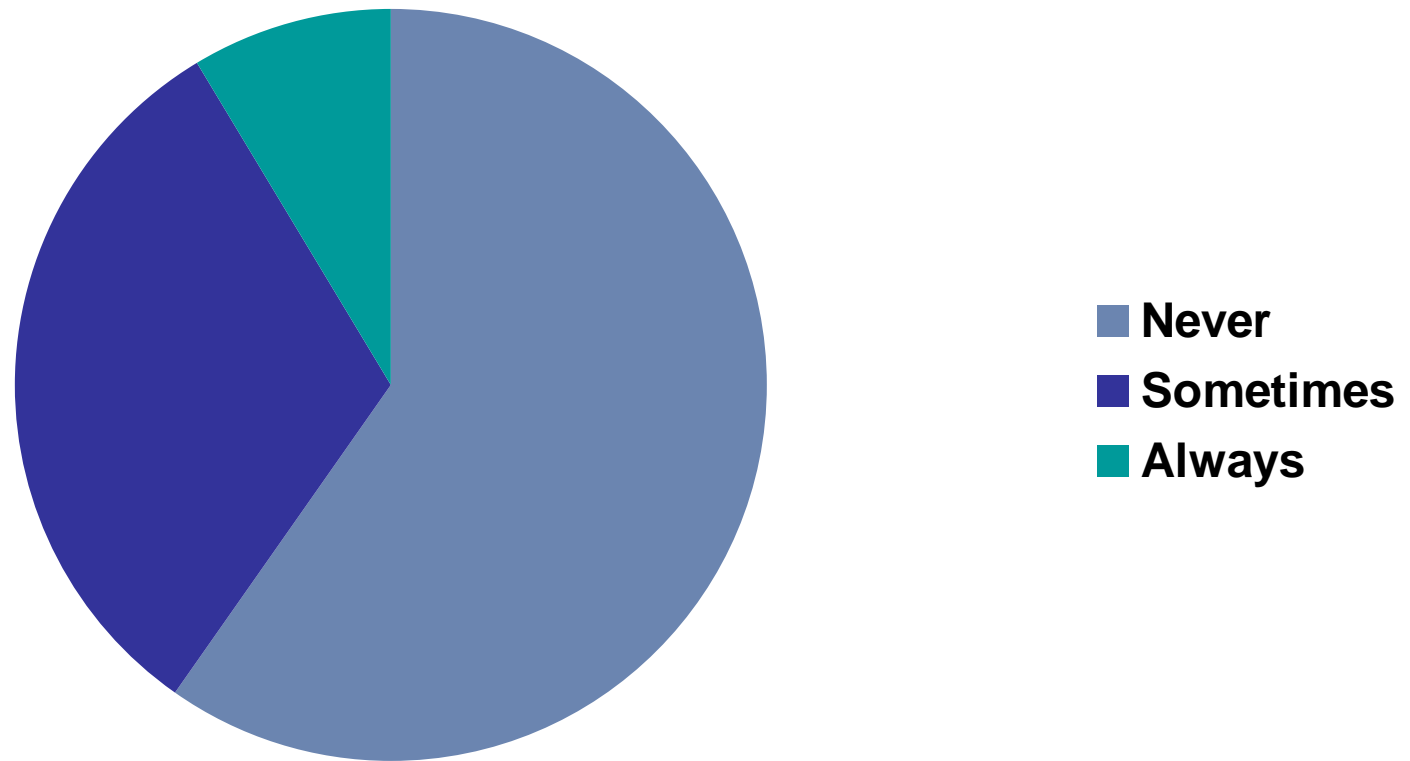
- **Informal, Non-Scientific Survey**
- **22 Questions (+4 Optional)**
- **157,000 Newspaper Inserts**
- **Online @ [www.OurRegionOurPlan.com](http://www.OurRegionOurPlan.com)**
- **Open-Ended**
- **+1,750 Responses Year-To-Date**
- **No Margin of Error or Confidence Interval**

# Key Findings

- **Established Patterns and Trends**
- **Public Attitudes**
- **Public Preferences**
- **Public Opinions and Priorities**
- **Community Values**
  - **Bad Ideas**
  - **Good Ideas**
  - **Must Do**

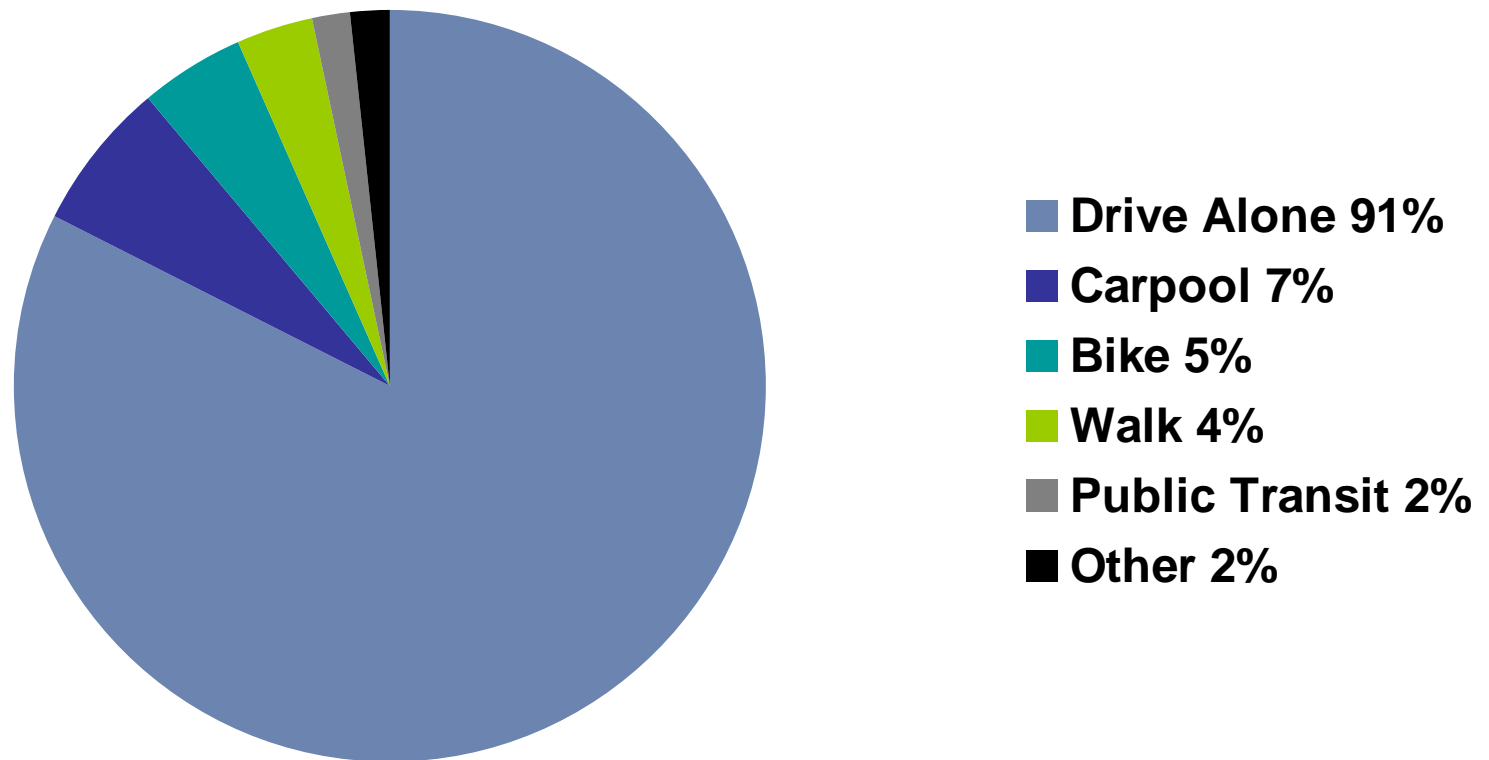
# Mobility

# Work at Home?



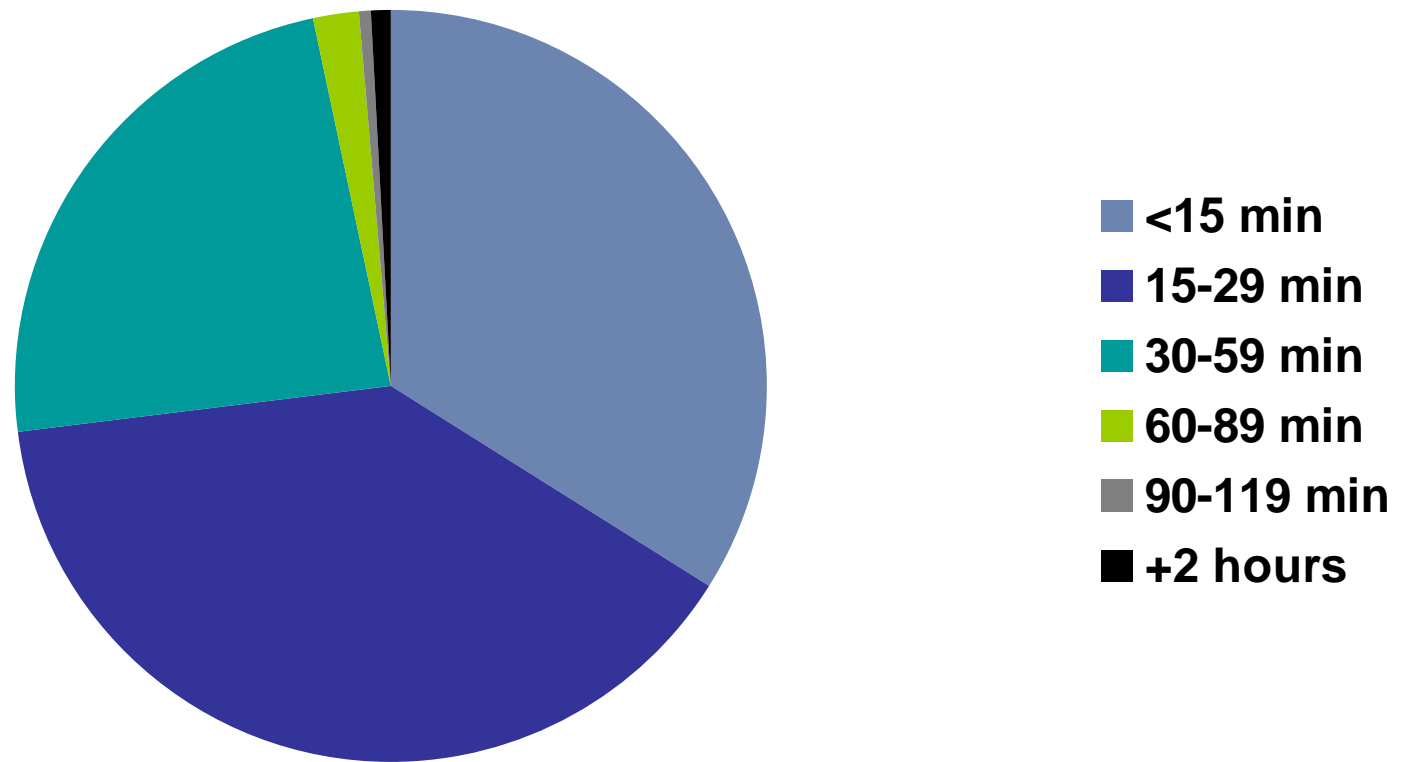
**Question 5.**

# Trip to Work



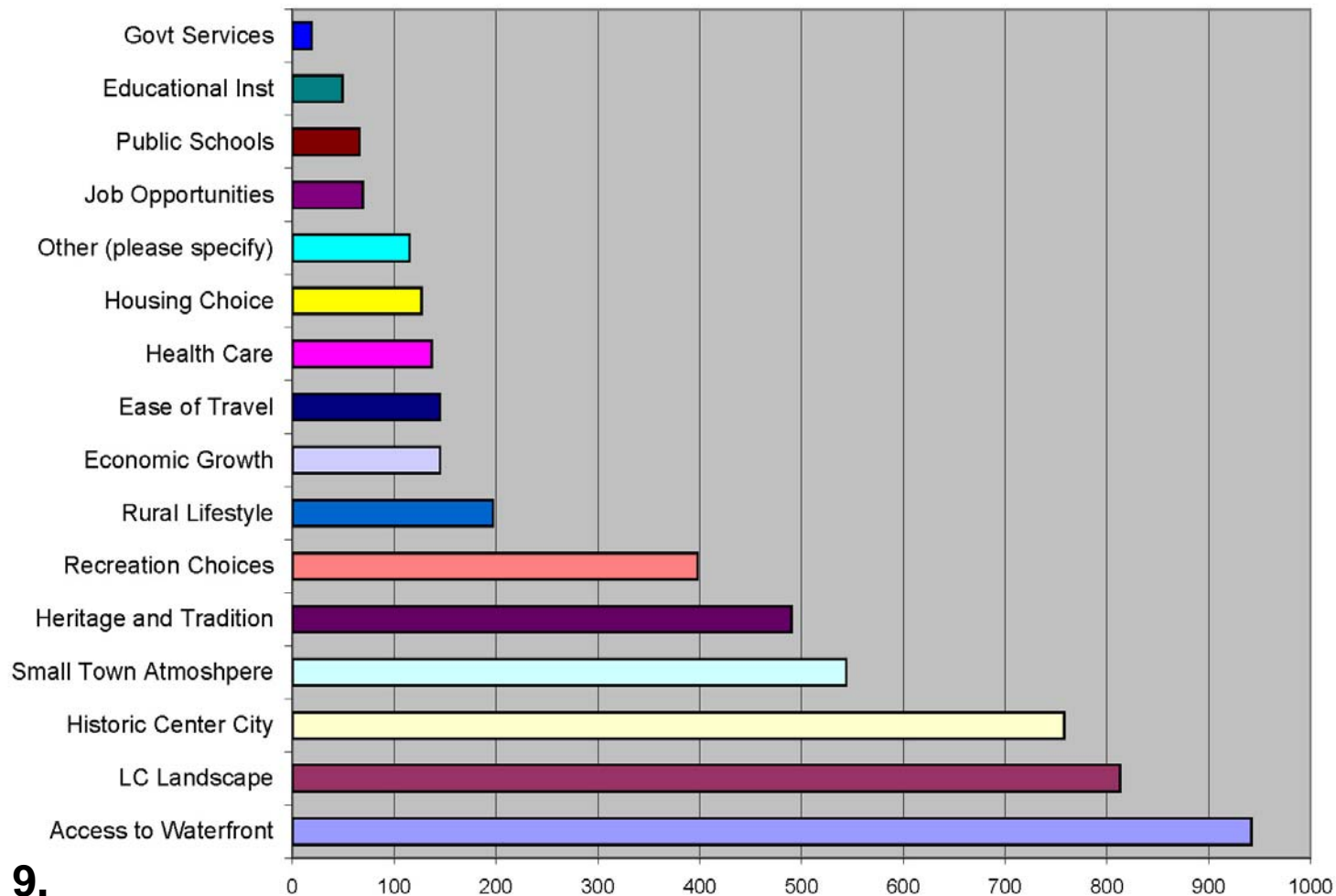
**Question 6.**

# Trip to Work



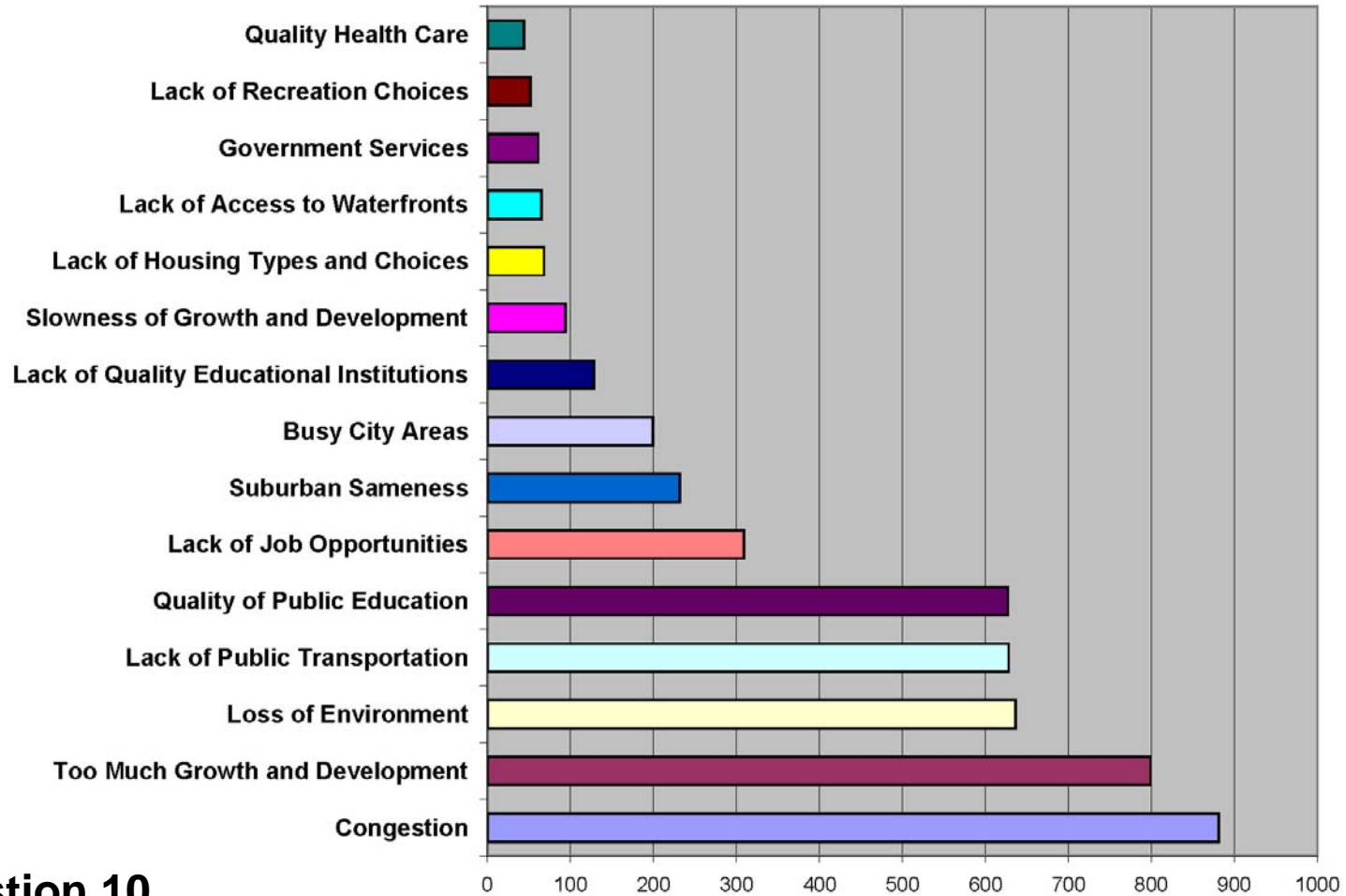
Question 7.

# What's Best?



**Question 9.**

# What's Worst?



**Question 10.**

# Top 10 List

- **Clean Water**
- **Clean Air**
- **Healthy Environment for Living/Working**
- **Quality Public Schools**
- **Health Care Facilities**

**Questions 12-16.**

## **Top 10 List**

- **Historic Buildings and Places**
- **Barrier Islands**
- **Diversity of Natural Resources**
- **Sense of Community**
- **Availability of Well Paying Jobs**

**Questions 12-16.**

## **Top 10 List [African-American]**

- **Adequate Housing for People of all Income Levels**
- **Ease of Getting Around by Car**
- **Access to Community Services**
- **Access to Jobs**
- **Supporting Small Business**

**Questions 12-16.**

# Preferred Community Types

- **Community Type A**
- **Community Type B**
- **Community Type C**
- **Community Type D**

**Question 17.**

## **Community Type A:**

- **This community type has high levels of development and a variety of housing choices. It is walkable and accessible by multiple types of transportation, has lots of jobs, shopping, restaurants, theaters, galleries, and parks. It is a destination for the rest of the region and beyond.**

## **Community Type B:**

- **This community type has moderate levels of development and a variety of housing choices. Most of the jobs and businesses serve the needs of the residents. There is some walkability, and some access to public transit. It is a destination for the surrounding communities.**

## **Community Type C:**

- **This community type has low levels of development. It is mostly residential, with businesses that support daily needs, such as groceries, smaller shops, and a few restaurants. There is lots of open space, and it is somewhat walkable, but only has limited access to public transit. Residents depend on nearby larger communities for many services.**

## **Community Type D:**

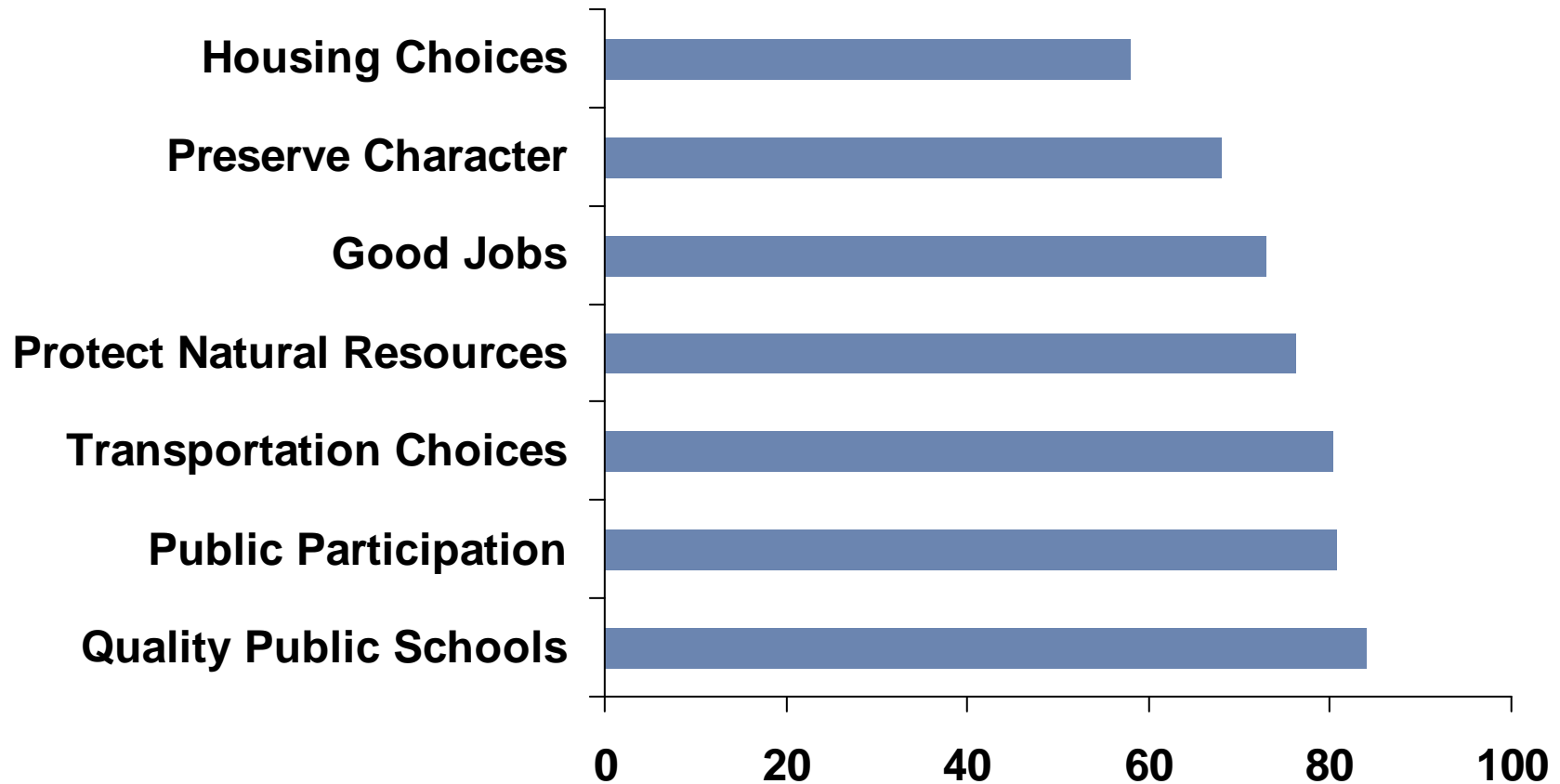
- **This community type has very low levels of development. It is almost entirely residential, with a small center that contains some small businesses. It has lots of open space, and little or no access to public transit. Residents depend on nearby larger communities for almost all services.**

# Preferred Community Types

- **Very Desirable**
  - Community Type A – 52%
- **Somewhat Desirable**
  - Community Type B – 58 %
  - Community Type C – 39%
- **Not Desirable at All**
  - Community Type D – 51%

**Question 17.**

# Need to do More



Question 18.

# Your Opinion on Growth

- **Bad Ideas**
- **Good Ideas**
- **Must Do This**

**Question 19.**

## **Bad Ideas**

- **Growth should not be managed or regulated in my community – 74%**
- **I would prefer my community lose population and get smaller – 55%**
- **Growth is OK but I prefer it not come to my community – 49%**

**Question 19.**

## **Good Ideas**

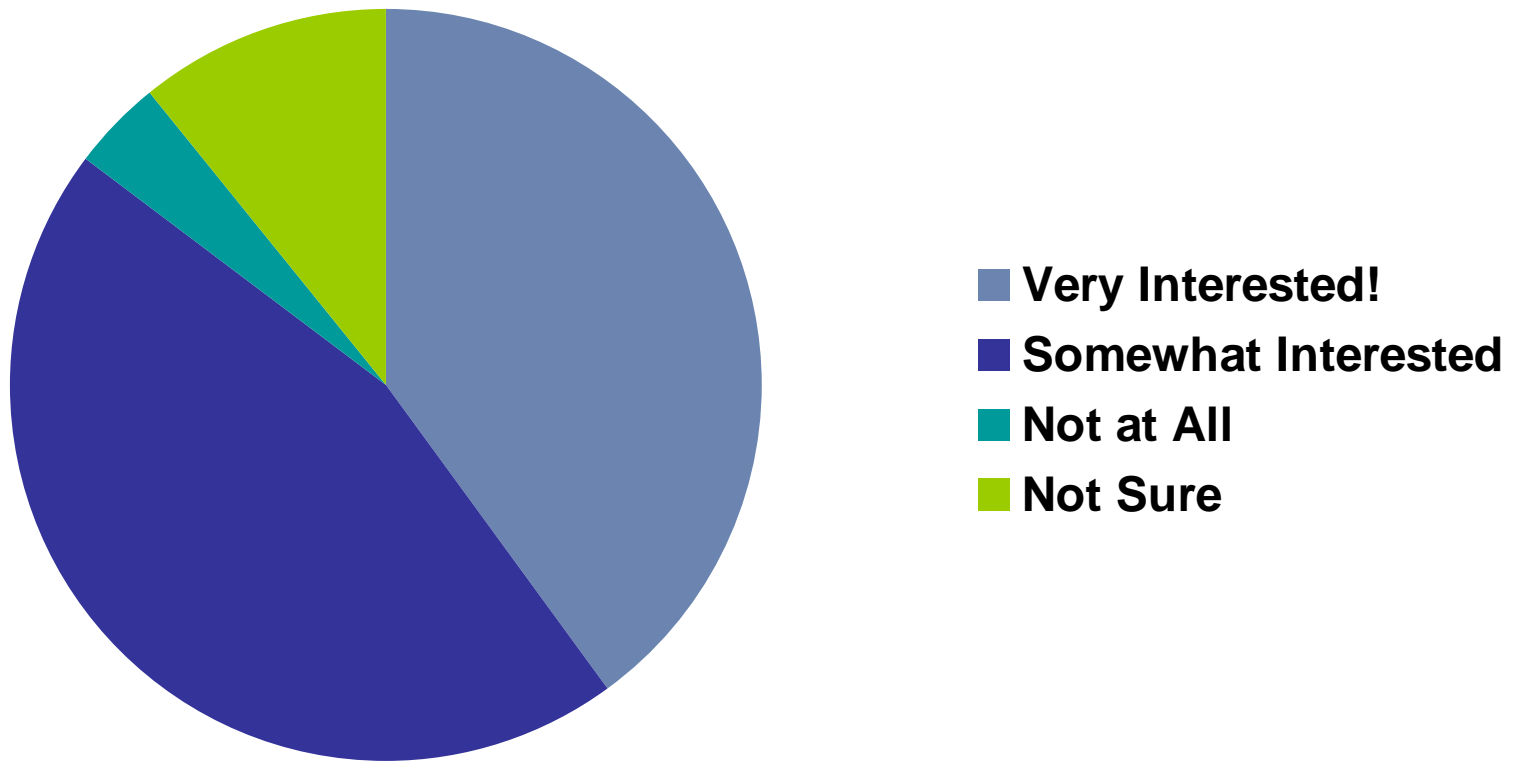
- **Growth can be accommodated in my community with a few rules – 46%**
- **Growth should be slowed throughout the region – 35%**

## **Must Do This**

- **Growth must be directed to do no harm to historic and natural resources – 60%**

**Question 19.**

# Willing to Get Involved?



**Question 20.**

## **Conclusions**

- **+90% of commuters drive alone to work (car, truck, van)**
- **The average worker spends 29 minutes commuting to their job**
- **2 percent of all commuters spend over 1 hour traveling to work**
- **1 percent of all commuters spend over 2 hours traveling to work**

**Questions 5 - 22.**

# Conclusions

- **Mobility is both a high priority and a persistent problem**
- **Traffic congestion and delays are the worst elements of the daily routine**

# Conclusions

- **Environmental Issues have the very highest importance and priority**
  - **Clean Water, Clean Air, Outdoor Recreation, Healthy Environment**
  - **Maintain Diversity of Natural Resources**
- **Quality Public Schools**
- **Health Care Facilities**
- **Historic Buildings and Sites**

# Conclusions

- **Residents overwhelmingly value proximity and access to the waterfront**
- **Low Country Landscape**
- **Historic Center City**
- **Small Town Atmosphere**
- **Heritage and Tradition**
- **Recreational Choices**

**Questions 5 - 22.**

# Conclusions

- **Expanding employment and affordable housing opportunities are unbalanced**
- **Improve quality of public education**
- **Lack of adequate public transportation**
- **Loss of environment**
- **Many residents want to participate in the Regional Planning Process**

**Questions 5 - 22.**

# Listening to the Region

[www.OurRegionOurPlan.org](http://www.OurRegionOurPlan.org)